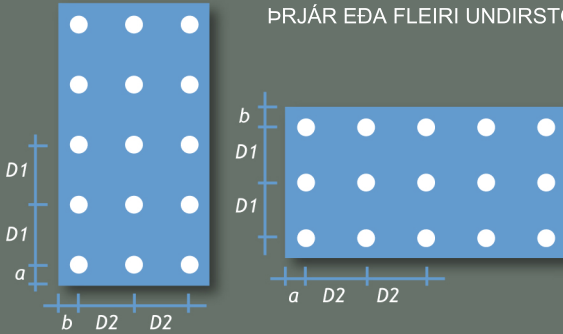




UTANHÚSSKLÆÐNING
Material Exterior Grade

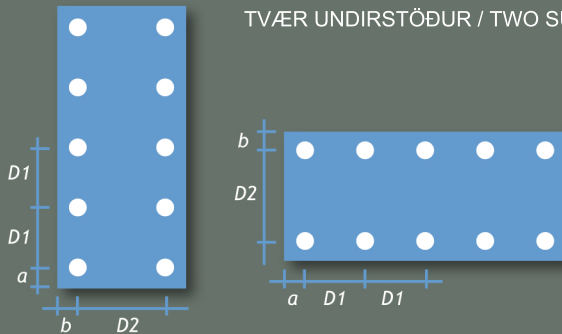
Uppsetningarleiðbeiningar

ÞRÍJÁR EÐA FLEIRI UNDIRSTÖÐUR / THREE OR MORE SUPPORTS



ÞYKKT PLÖTU (mm)	MÁL D1 HÁMARK	MÁL D2 HÁMARK (mm)	MÁL a (mm)	MÁL b (mm)
6	550	400	20-40	20-40

TVÆR UNDIRSTÖÐUR / TWO SUPPORTS



ÞYKKT PLÖTU (mm)	MÁL D1 HÁMARK	MÁL D2 HÁMARK (mm)	MÁL a (mm)	MÁL b (mm)
6	400	400	20-40	20-40

UPPSETNING / MONTAGE

Fixing the panels

Panels must therefore never be assembled too close together. Always allow for a degree of clearance by means of an expansion gap, the size of which can be calculated according to the dimensional variation of the panel. MEG contracts in low humidity and expands in high humidity environments.

To achieve optimum assembly, you should always insert a synthetic sleeve around the fastener. Furthermore, all holes must have a diameter approximately 2mm greater than that of the fasteners. Never embed a screw head, as this will interfere with the expansion of the material.

Drilling plan "(1)

For buildings over 20m in height, you should reduce the distance between fastening points in those areas most exposed to wind, such as upper floors and corners. It is, of course, recommended to always follow your local regulations and building standards. The fixed point rule "(2)

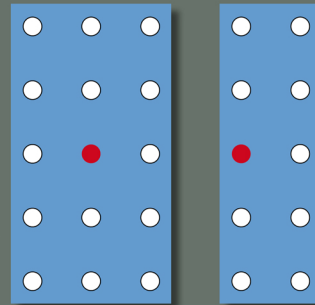
When fastening with systems that require drilling, it is advisable to adopt the rule of one fixed point and a number of sliding points.

When joining two planes, the fixed point is positioned at the centre of the sheet. Respect for the fixed point allows uniform longitudinal and transverse sliding of the edges of the sheet.

Plötur fastar.

Plötur skulu ávallt vera settar upp með þenslubili á milli. Þetta bil ræðst af stærð plötunnar hverju sinni. MEG klæðningin dregst saman í umhverfi þar sem er lítil raki og þenst út þar sem raki er mikill. Plötur skal setja upp með þar til gerðum plasthálsum og hettum eða nota skrúfur með pönnuhaus. Aldrei má nota undirsinkaðar (UZ) skrúfur þar sem þær hefta þensluþörf plötunnar.

Fyrir byggingar yfir 20 metrum skal minnka bil á milli festinga, og á áveðursáttum, efri hæðum og hornum skal gæta sérstakrar varúðar og vitaskuld fylgja byggingarreglugerðum fyrir viðkomandi svæði. Þegar fest er í undirkerfi sem þarfnast forborunar er gott að hafa það í huga að hafa má einn fastan punkt en bora skal rúmt gat (8mm) fyrir hinum skrúfunum.



● F: Fastur punktur / Fixed point
● R: Rúmt gat / Sliding point



BYGGINGAVÖRUVERSLUN

P. ÞORGRÍMSSON & CO

Ármúla 29 • 108 Rvk • 512-3360 • korkur.is