



Panels

MEISTER

**100%
PRO** | Producer
Dealer
Craftsmen

www.meister.com

Rooms full of life.



System panels SP 150 | Plain white gloss DF 324 | Decor

A passion for panels.

13 collections

130 System, real wood
and decor panels

Countless applications for
creative living

Philosophy | Application areas 4

Application areas

Wall design for living rooms	6
Wall design for commercial rooms	22
Ceiling design	26
Loft conversions	30

Interesting facts

Quality	32
Formats Product structure	34
Surface finishes Joint design	36
Special accessories	38
Accessories	40
Lighting	48
Properties	54

Collections 56

Rooms full of life.

Inspired living also takes **walls and ceilings into account.**

There are so many possibilities for giving rooms their very own special style. Our system, real wood and decor panels can play a key part in this. They provide new perspectives through the possibility of attractive wall and ceiling design. They are also suitable for any room that is lived or worked in. Be it a modern setting, cosy atmosphere or stylish appearance: MEISTER panels blend in stylishly and perfect any interior design. They create places that could not be any more distinctive.

Design your very own living space with new dimensions – for rooms full of life.

CEILING DESIGN AND
LOFT CONVERSIONS

WALL DESIGN



Link to Homepage:
www.meister.com

How to make rooms more expressive.

How do we want to design our rooms? How can walls and ceilings contribute to the mood? Is the focus on visual effect? Or do practical functions have to be fulfilled? When developing our panels we naturally thought about attractive decor and beautiful surface structures. However, we were also guided by the where and how as we cover every corner of the room with our system, real wood and decor panels.

We have compiled the creative possibilities for walls and ceilings as well as their practical implementation into application areas. And as panels can be used in private as well as in commercial rooms, you can find appropriate examples for both versions. We hope this will make it easier for you to turn your ideas for panels into reality anywhere.

1 Wall design

Creatively shape

An exciting perspective in the living room, a clever aid for the kitchen, a refreshing solution for the bathroom. Or how about a practical yet beautiful solution for a sales room or office? Wall design using panels opens up creative horizons and encourages new ideas.



2 Ceiling design and loft conversions

Cleverly clad

Ceilings and sloping ceilings become real eye-catchers with a high comfort factor using panels and room acoustics even benefit from beautiful cladding. Speaking of beautiful: even attic rooms are transformed into pleasant retreats using panels.





Light
my fire.

System panels SP 300 | Cream grey rustic oak 4082 | Wood effect
Angled cover moulding | Cream grey rustic oak 4082 | Wood effect



Cladding is
a thing of the past.





Decor panels Bocado 250 | Oak stripe, mocha 4026 | Wood effect



Small corner moulding
Oak stripe, mocha 4026
Wood effect

A sense for beauty also adorns walls perfectly. Our system, real wood and decor panels create a prestigious, stylish framework for everything that you love and value. Or whatever needs to be close at hand. Panels combine beauty with intelligence and transform rather simple wall cladding into attractive wall design.



System panels SP 300 | Metallic rust 4077 | Imitation
Angled cover moulding | Metallic rust 4077 | Imitation



An appetising ambience.



Decor panels Terra-Senza 300 | Light acacia 4012 | Wood effect



Real wood panels Madera 250 | White ash 073 | Veneer



Link to Interior Designer:
[www.meister.com/en/service/
service-center/interior-designer.html](http://www.meister.com/en/service/service-center/interior-designer.html)



Do you like modern living? Do you love the country house style? Or do you only have designer furniture in your home? Whatever your preference: add MEISTER panels, enjoy their long-lasting beauty and delight in how easy they are to clean.

**MEISTER**

The art lies in the system.



Link to Panel Accessories:
[www.meister.com/en/accessories/
panel-accessories.html](http://www.meister.com/en/accessories/panel-accessories.html)



System panels SP 400 | Heartwood walnut 4048 | Wood effect
and Off-white 4014 | Decor (accessories from page 40)



Decor panels Bocado 200 | Plain white gloss DF 324 | Decor
Design frame | Plain white gloss DF 324 | Decor
Creative box | for design frame (no decoration)



Real wood panels Madera 200 | Walnut stripe 045 | Veneer
Design frame | Walnut 637 | Veneer
Low-voltage LED-panel light | type 1

Anyone who can rely on an intelligent system is onto a good thing. MEISTER SP 400 system panels are the best example of this. They look good and can be fitted with lots of practical aids from LED lights to shelves.

The creative boxes for MEISTER Madera 200, Terra-Senza 200 and Bocado 200 panels really accentuate a very personal style. The boxes can be individually filled however you like.

LED lights that can be wonderfully integrated into the wall and ceiling using the design frame bring light to the panels.

You can find more information about our special accessories from page 38 of the catalogue.



System panels SP 400 | Aluminium 4049 | Decor, **Angled cover moulding** | Aluminium 4049 | Decor, **Flexible lamp 170** | Titanium 249, **Glass shelf 520, Shelf support** | Anodised aluminium, **Hook type 3** | Anodised aluminium, **Shelving rail** | Anodised silver, **Shelving rail with power supply** | Anodised silver

Stylish conquest.

MEISTER system panels give style to the daily life. Their elegant surfaces and effective structures transform walls into exclusive sculptures. Probably the most elegant way to conquer a room and capture attention.



Link to Interior Designer:
www.meister.com/en/service/service-center/interior-designer.html



System panels SP 300 | Metallic gold 4081 | Imitation





System panels SP 400 | Teak structure 4052



Design examples using: System panels SP 300 | White 4038 | Decor





Decor panels Terra-Senza 300 | Light acacia 4012 | Wood effect
Angled cover moulding | Light acacia 4012 | Wood effect



Decor panels Terra-Senza 300 | Crush white 4065 | Decor
Hinged moulding strip | Crush white 4065 | Decor



Terrifically transformable.

Decor panels suit any room and enhance its appearance. Bathrooms become a spa oasis, the multi-media wall a stylish private cinema. Junior also enjoys this astounding transformation.

**MEISTER**

Longlife Parquet is going up the wall.

An elegant wood surface that lasts longer than any wallpaper and is a quantum leap in exclusive living. MEISTER Longlife parquet plays its trump card vertically up the walls. You can find information about installation from page 47. There is a full selection of all suitable collections in the separate Longlife parquet catalogue.





PD 400 Cottage | Steamed oak canyon 8301 | brushed | naturally oiled



MEISTER



Link to Parquet on the Wall:
www.meister.com/en/service/service-center/installation-and-care-instructions/installation-on-the-wall.html



Simply chic in every dimension.

Our attractive system, real wood and decor panel collections provide even more creative solutions. Whichever you choose, in combination with our wonderful floors your interior design dream will come true too.





Real wood panels **Madera** 200 | Light Canadian walnut 049 | Veneer



Link to Interior Designer:
www.meister.com/en/service/service-center/interior-designer.html



Decor panels **Terra** 150 | Polar white 079 | Wood effect

MEISTER





GREEN

Set the scene for
the perfect drive.
In business too.





System panels SP 300 | Concrete 4045 | Imitation

Intelligent beauty **sells better.**

before




A successful room concept stages business space skilfully and impresses customers. Our intelligent panels contribute to this considerably. They create new possibilities for wall and ceiling design, fascinate with their creative individuality, are attractive and make having everything to hand for your daily business easier using a whole range of accessories. Easy to clean and extremely durable, they are genuine partners for many successful years together.





Decor panels Terra-Senza 200 | Finline cappuccino 4018 | Decor



System panels SP 400 | Off-white 4014 | Decor



Adorns the
ceiling perfectly.



Versatile and uniquely impressive.

Their effect is incredible. Our ceiling cladding ensures a perfect visual appearance, keeps the heat in the room with appropriate insulation and contributes to design with its clear lines. It is really one-of-a-kind with everything it can do. Panels can be superbly combined with the right lighting and the technology and cables can be made invisible in no time at all.



Decor panels Terra 150 | Finition white 4017 | Decor

Ceiling edging and **small hinged moulding strip** | Finition white 4017 | Decor

Low-voltage downlight | 20 watt | pivotable | White 241



Decor panels Da Capo-Profilstab 150 | Cream pine 102 | Wood effect

Rounded ceiling edging | Cream pine 102 | Wood effect

High-voltage downlight-Quadro | 40 watt | Chrome 242



Link to Interior Designer:
[www.meister.com/en/
service/service-center/
interior-designer.html](http://www.meister.com/en/service/service-center/interior-designer.html)



MEISTER

Decor panels Terra-Senza 300 | Finline white 4017 | Decor
Big hinged moulding strip und **angled cover moulding** | Finline white 4017 | Decor
Low-voltage LED-downlight-Quadro | 5 watt | Titanium 249



Decor panels Terra-Senza 200 | Finition cappuccino 4018 | Decor

Hinged moulding strip, Corner moulding and Angled cover moulding | Finition cappuccino 4018 | Decor



Decor panels Bocado 200 | Merano maple 335 | Wood effect


Hinged moulding strip | Merano maple 335 | Wood effect

Low-voltage downlight | 20 watt | White 241



A refuge for falling in love.

When walls and ceilings merge together to make a home it gets very cosy. Clad sloping ceilings create islands of visual peace and give the room structure. A previously unused space becomes a personal retreat using wall and ceiling panels from MEISTER.


MEISTER

Real wood panels Madera 250 | American cherry tree 014 | Veneer
Cover moulding and Hinged moulding strip | American cherry tree 014 | Veneer
Low-voltage Starry Sky-Quadro | 10 watt | Chrome 242
Low-voltage downlight-Quadro | 20 watt | Chrome 242

There are no limits to quality – **panels from MEISTER.**



The Blue Angel

The result of our responsible choice of materials and modern production processes is that e.g. all panels from the Terra family, carry the Blue Angel – the world’s first and most well-known award for environmentally friendly products and services. This means you can be sure you are choosing a low-emissions, ecological floor.



Veneer real wood

The “Veneer real wood” quality seal from “Initiative Furnier + Natur e.V.” gives you the security that you are bringing home the authenticity of a natural wood surface with our real wood panels. Only selected veneers with a particularly beautiful veneer are used for production.



MADE IN GERMANY

We are firmly rooted in our location and see it as much more than just the name of where we come from. For us, “Made in Germany” also means top quality standards. It is our daily challenge to meet these.

Welcome to MeisterWerke.

We have been passionately developing and making products for rooms full of life for many years. At our company headquarters in Rütten-Meiste, in the beautiful region of Sauerland, it is our daily challenge to perfect these and therefore ensure the greatest benefit for our customers.

Our love of innovation is evident in everything: in our huge range, in our company and in the way we work together. Always collaboratively and fairly but also purposefully and reliably. Our company motto is: a MeisterWerk masterpiece every day!

As a family-run company we also think about future generations. That's why respect for nature and natural resources is a matter of course for us. We place great importance on environmentally sound origin and short transport routes when choosing our materials. Independent test institutes verify that the materials used are harmless. Resulting in products that combine top quality, maximum comfort and a great feeling year after year. For your rooms full of life.



MEISTER



Innovative products and system solutions are always the result of teamwork at MeisterWerke.



The careful selection of materials and decor guarantees the best result.



Our products undergo extensive quality tests on their way to becoming the perfect interior design object.

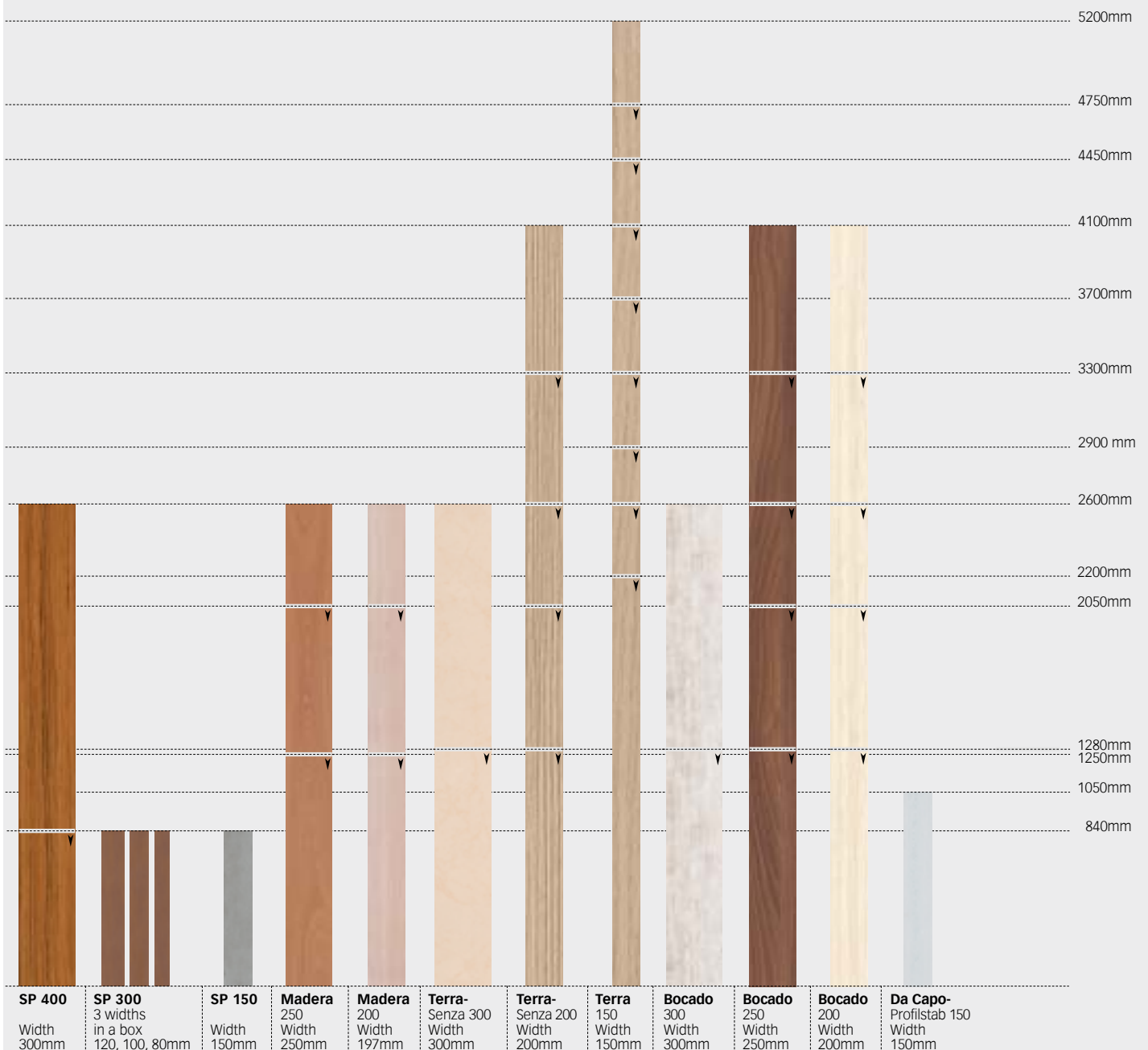


Link to MeisterWerke:
www.meisterwerke.com

Thorough intelligent quality through and through.

Walls and ceilings can be customised using panels. The different formats open up a whole breadth and length of possibilities. Not just in living areas but also in bathrooms, as the MEISTER decor panels are also suitable for humid rooms.

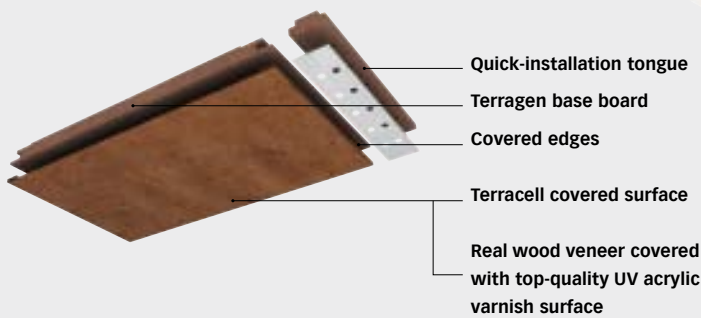
Panel formats



Product structure

The quality in the material and workmanship is what makes the difference. Our panels provide evidence of this with select real wood veneers and attractive decors. Combined with the base board that is tailor-made for the product, you receive an extremely high quality, stable product that you can enjoy for a long time.

SP 400 product structure



SP 300 and SP 150 product structure




Real wood panel product structure



Terra-Senza and Terra product structure



Bocado and Da Capo-Profilstab 150 product structure



Elegant surfaces, **innovative bases.**

Surfaces



Real wood veneer with UV-acrylic varnish surface

The varnish seal using formaldehyde-free, UV-hardened and solvent-free acrylic varnish makes our system panels and panels with real wood veneer easy to clean and environmentally-friendly.

MEISTER panels are well thought through down to the tiniest detail. Our elaborate finishes allow them to look good for a long time, make them resistant and extremely easy to clean. With our Terracell surfaces combined with Terragen base board there is also a proven anti-mould effect.



Terracell surface

Terracell is almost impossible to tell apart from a real wood surface in its looks and properties. Thanks to water and steam resistance, all Terracell coated panels are extremely easy to clean, durable and tough as well as suitable for humid rooms and washable.



Decorative film surfaces

These decorative films for panels are printed during a complex procedure. Only after three processes does a surface result that meets our requirements, guaranteeing that the surface material is colour-fast.

Base boards



MDF E1 base board

MDF (Medium Density Fibreboard) offers great shape stability and also allows for precise tongue and groove joints. Our MDF E1 base boards, with real wood veneers or decorative films meet the lowest emissions limit specified.




Terragen base board

The "Terragen" MDF base material was exclusively developed for us specifically for our highest quality panels. As a result, they are suitable for installation in humid rooms. Independent testing institutes have verified: our Terragen board is practically formaldehyde-free.

Fabulous right down to the joint.

MEISTER panels are easy, quick and safe to install. The desired wall and ceiling design is accentuated even more by the joint design. Whilst the panels' almost "seamless" invisible joint lends particular elegance, subtle to striking accents can be created using various tongue and groove combinations.



Tongue and groove panel with invisible joint (Bocado 250)



Tongue and groove panel with invisible joint



Tongue and groove panel with visible tongue



Groove and groove panel with visible tongue



Groove and groove panel with shadow joint



Groove and groove panel with offset joint

Welcome to great freedom.

Would you like to create a few colour accents in the room? Come up with your own wall design? Skilfully show off beautiful things? With our design squares and creative boxes you can give any room a minimalist design, realise your creativity to the full or achieve a high degree of functionality.



Decor panels Terra-Senza 200 | Finition cappuccino 4018 | Decor
Design frame | Finition cappuccino 4018 | Decor
Low-voltage LED-panel light type 2 | 2.5 watt



Creative box | for design frame (no decoration)
Design frame | Plain white gloss DF 324 | Decor
Decor panels Bocado 200 | Plain white gloss DF 324 | Decor

Wall and ceiling cladding with that certain something extra.


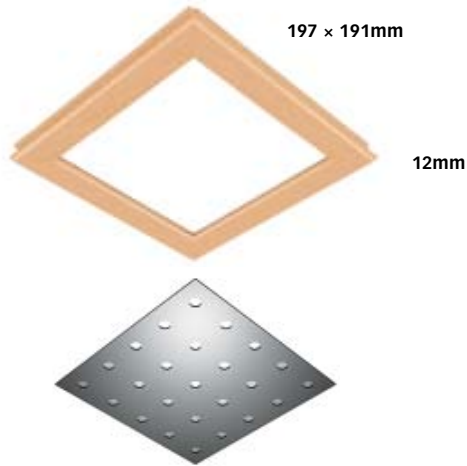


Suitable for humid rooms

All MEISTER decor panels are suitable for humid rooms. That means you can install them in bathrooms with an appropriate rear-ventilated substructure as well as in kitchen diners. Together with MEISTER lights that are protected against splashing water this results in all kinds of attractive possibilities for wall and ceiling design. With the Terra family's decor panels, the Terragen base board together with the Terracell surface provide additional effective protection against mould. Panels may not be used in areas where water is directly splashed, e.g. around the washbasin or in the shower.

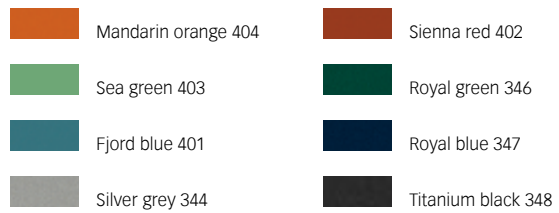
Design frame with inlay profile

Matching design frames are available for all the surfaces in the Madera 200, Terra-Senza 200 and Bocado 200 collections, which are inserted between the panels' ends using tongue and groove. The frames are ideal for the creative box, inlay profile and LED panel lights. All design elements are easily interchangeable.



Bocadino 200 design square

The 200 design squares that are suitable for humid rooms provide accents with eight modern colours and are especially designed for the Madera 200, Terra-Senza 200 and Bocado 200 collections.




MEISTER panels are attractive and convenient. As a result of their insulating properties they also have a positive effect on acoustics and the room climate. Eleven of our twelve collections in total are suitable for installation in humid rooms. Our real wood panels also impress with their high quality and carefully finished veneers.



Suitable for heat from recessed lights

All MEISTER panels are suitable for using recessed lights thanks to high-quality materials and meticulous workmanship. This applies to all lights that have the VDE and ENEC test mark.

Transforms any wall into **a wealth of possibilities.**



System panels SP 400 | Aluminium 4049 | Decor
Glass shelf 520
Shelf support | Anodised aluminium
Hook type 3 and type 4 | Anodised aluminium
Shelving rail | Anodised silver

For some a wall constitutes a limit. For others it is the start of almost infinite possibilities to set beautiful and practical aspects in the right light. Our special accessories for the SP 400 system panel collection also consider all living areas.


MEISTER

System panels SP 400 | Heartwood walnut 4048 | Wood effect and Off-white 4014 | Decor,
Angled cover moulding | Heartwood walnut 4048 | Wood effect and Off-white 4014 | Decor,
Low-voltage downlight | 35 watt | pivotable | Titanium 249, **Flexible lamp 170** | Titanium 249,
Glass floor light 520 | Titanium 249 and **Shelf support** | Anodised aluminium,
Hook type 3 and **Hook type 4** | Anodised aluminium, **Shelf type 1** | Silver,
Shelving rail | Anodised silver and **Shelving rail with power supply** | Anodised silver

A keen instinct for the important details.

Our SP 400 system panels offer individual living ideas with practical benefits. Intelligent accessories transform walls into an essential interior design element for maximum comfort. CD shelves, wall hooks, a glass board and lights are fixed into elegant aluminium rails, some of which have a power supply. They can also be adapted to your needs and wishes in just a few simple steps.



Shelving rail | Anodised silver | 2600mm



Hook type 3* | Anodised aluminium | 24 × 34 × 25mm



Hook type 4* | Anodised aluminium | 75 × 90 × 25mm

Hook type 5* | Anodised aluminium | 80 × 95 × 300mm



Universal panel type 2* | Anodised aluminium | 50 × 50mm



CD shelf | Anodised aluminium | 69 × 95 × 150mm



Shelf type 1* | Silver 245 | 400 × 150 × 150mm



Shelf support* | Anodised aluminium | 130 × 61 × 20mm

Glass shelf 520* | 520 × 150 × 8mm

* The maximum weight load is 5 kilogramme.



12 V

Lights and lighting accessories

The three system lights and the lighting accessories have been developed especially for the SP 400 system panel collection. Reading or accent lighting is the most important element of room design and can be effortlessly integrated. The flexible lamps are fitted with a magnetic switch and are therefore switched directly at the lights.

Shelving rail | Anodised silver, with power supply | 2600mm



12 V

Flexible lamp 400 | Titanium 249 | 0.9 watt | 400mm



12 V

Flexible lamp 170 | Titanium 249 | 0.9 watt | 170mm



12 V

Glass floor light 520* | Titanium 249 | 1.5 watt
Shelf support* | Anodised aluminium | 130 x 61 x 20mm



12 V

Low-voltage axial connector



12 V

Low-voltage feeder | 2m



12 V

Low-voltage connector | 0.65m

Panel mouldings for the perfect interior finish.

A variety of mouldings from MEISTER.

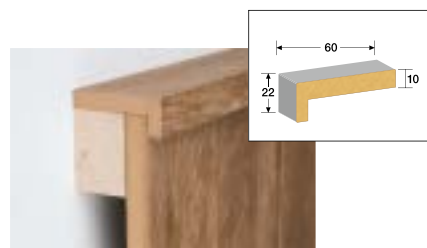
Corners, ends, transitions – interior design brings with it quite a few challenges. The ideal solutions are all on the agenda at MEISTER.



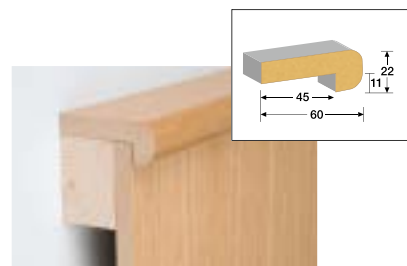
- 1 Ceiling edging**
Ceiling edging guarantees clean edging for walls and ceilings.



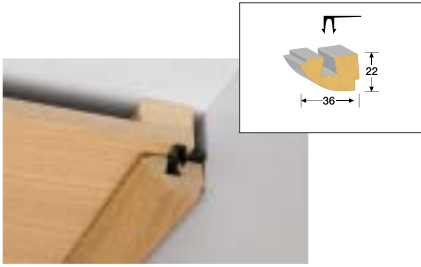
An even better overview:
www.meister.com/en/accessories/panel-accessories/panel-mouldings.html



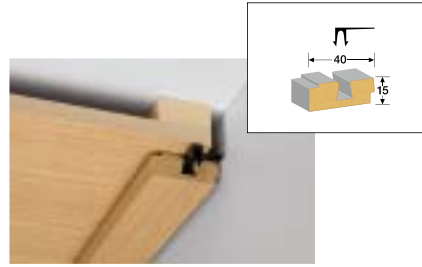
- 8 Angled cover moulding**
The cover moulding is the perfect finish for many areas in interior design, e.g. stairwells, half-height panelling, door cladding, roof windows and the sides of ceiling panelling, which are not laid wall-to-wall.



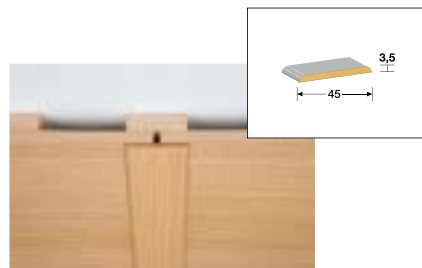
Cover moulding



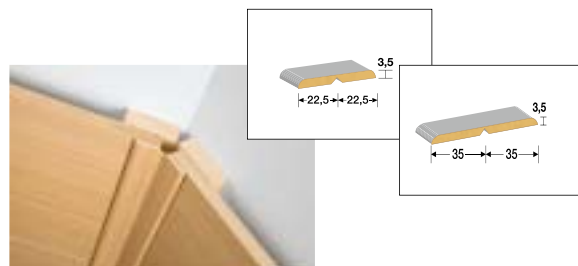
2 Rounded ceiling edging
Rounded ceiling edging is modern design ceiling edging.



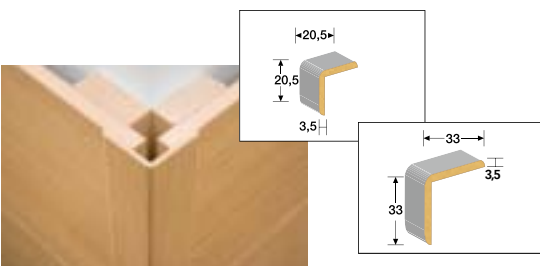
3 Square shaped ceiling edging
As a result of its linear shape, the square shaped ceiling edging is particularly suitable for system panels SP 400, SP 300 and SP 150 as well as for the decor panels Bocado 300.




4 Border moulding
The border moulding's shape and dimensions are like that of a small hinged moulding strip. It covers butt joints that run between different materials (panels, borders, etc.) on the same level.



5 Hinged moulding strip
The hinged moulding strips are ideal for all corner solutions between 10° and 270°, e.g. sloping roofs or inner corners.



7 Corner moulding
Corner mouldings are the ideal corner connections for 90° outer corners. They can be attached in combination with wood panelling or inserted in the groove.



6 Scotia moulding
Scotia moulding can be used in a variety of ways, e.g. as a corner connection with panelling and as a skirting board.



Creative ideas **perfectly executed.**



That which cuts a fine figure on walls, also opens up attractive perspectives for elegant, sustainable interior design on ceilings. Play with decor, structures and light. Transform your four walls into a unique, individual home.



Decor panels Bocado 250 | Finline cream 4032 | Decor
Low-voltage downlight-Quadro | 20 watt | Chrome 242

Securely mounted.

We offer you fixing materials for our range of panels in the right sizes and dimensions. So that our panels have a perfect hold on the batten and you can enjoy your wall and ceiling cladding for a long time.



Fixing clips

Ceiling edging is simply clipped on using practical clips that are screwed onto the panel. It is therefore easy to disassemble, which is a significant advantage for any possible renovation work, such as painting or wallpapering.



Fixing claw | TOP 300 for installing our system panels SP 300 and SP 150 with the batten profile type 8.



Fixing claw | TOP 300 H for installing our system panels SP 300 and SP 150 on roof battens.



Batten profile

MEISTER batten profile type 8 for the quick assembly of our Systempaneele SP 300 und SP 150 as well as selected Longlife parquet collections.



Special screw No. 20

The Bocado 300 and Bocado 250 collection can be easily and directly fixed using the special screw No. 20 thanks to the extended groove. Profile clamps are not required for fixing.

Longlife parquet is going up the wall.

Simple and secure with the special MEISTER installation system.

The special type of wall design.

Patented systems allow the flexible use and easy installation without any tools of the Longlife parquet on the wall.



Insert clip transversely and turn in.



Push clip alongside rail.



Push plank and block with clip.

Ingeniously connected.

We have developed a practical 1-person-show installation system for our Bocado 300 and Bocado 250 panels. Thanks to this innovative principle the work is made considerably easier and can be conveniently carried out by just one person: the panel can be quickly and securely fixed into the right position thanks to a click mechanism that prevents it from sliding out of the tongue. It is still possible to push it into the longitudinal position at the same time. From a panel length of 3.30 metres we recommend installation by two people.

MEISTER




With the new installation mechanism, MEISTER special screws No. 20 are still fixed on the tongue side.



The panels are mounted panel by panel using the tried and tested tongue and groove principle.



The innovative click mechanism effectively prevents the mounted panel from sliding out.



The FLAT concealed socket enables the FLAT to be installed easily into the brickwork | drywall construction.

It is possible to install the transformer with a batten thickness of 20mm or more.

The special concealed socket enables the problem-free mounting of the transformer behind the skirting board.

The FLAT mini can be used in a clip-on skirting board or panel wall without any problems.


The FLAT floor light can be walked on by loads up to 150 kg. The LEDs are shockproof and have a lifetime of approx. 30,000 hours.

The cable thickness of just 1mm makes it easy to install under the floor.

12 V LED technology


The MEISTER LED lighting is more than just decorative lighting. Its low power consumption makes it perfect for directed lighting - for example in bedrooms and hallways. The LED-recessed lights have been developed in the smallest of sizes. But it is not only their size that is impressive - their durability and splash protection (FLAT Quadro / Punto) are also convincing features.

- 12 V LED lighting means:
- | Outstanding bulb life of over 30,000 hours
 - | Maximum light from minimum wattage
 - | Smallest possible dimensions for a delicate appearance




12 V

This light includes fitted LED bulbs.




The bulbs in the light can be replaced.




12 V

This light includes fitted LED bulbs.




The bulbs in the light can be replaced.

As with all LV LED recessed lights the **low-voltage FLAT-Quadro LED-recessed light** and **low-voltage FLAT-Punto LED-recessed light** 0.4 watt are ideal for use as orientation lighting, e.g. in bedrooms and hallways, as a result of their low energy consumption.




12 V

This light includes fitted LED bulbs.




The bulbs in the light cannot be replaced.



12 V

This light includes fitted LED bulbs.



The bulbs in the light cannot be replaced.

The **low-voltage PEL 160 LED-recessed panel light** | 0.6 watt is suitable for our whole range of panels as well as many clip-on skirting boards with its installation depth of just 13mm.

The **low-voltage FLAT-mini LED-recessed light** | 0.4 watt is so small that it can be conveniently used in clip-on skirting boards.

Stage rooms skilfully using lighting and technology accessories.

Lights give rooms a personal atmosphere and ensure safety from the entrance hall to the bathroom. MEISTER LED; low-voltage and high-voltage lights are matched to our wall and ceiling panels in terms of appearance and technology. As a result of the large selection and easy installation, individual lighting solutions result that impress not least with their high energy efficiency.



12 V Low-voltage technology

Lighting based on halogen 12 V, resulting in:

- | Constant luminous efficacy over its whole lifetime
- | Bright colour reproduction
- | A delicate appearance thanks to its small dimensions
- | Energy-saving due to perfectly configured technical lighting components



230 V High-voltage technology

Lighting based on halogen 230 V, resulting in:

- | No need for a low-voltage transformer
- | Constant luminous efficacy over its whole lifetime
- | Very warm colour reproduction
- | A delicate appearance thanks to use of the latest bulbs

MEISTER high-voltage lights can be combined with the low-voltage lighting system thanks to specially developed through-wiring. The established plug-in system ensures a secure connection. For creative lighting solutions, up to 25 lights can be connected to each other in one lighting circuit. The high-voltage connection cable is available to bridge small or large distances between lights.



MEISTER warranty

As a result of our lighting system's superb quality we provide you with a 3-year warranty (with the exception of bulbs).



24 months warranty on LED boards with LED Downlight, 5 watt and LED Downlight Quadro, 5 watt.

Warranty in accordance with the MeisterWerke warranty conditions at www.meister.com.




VDE inspection

The MEISTER lighting system is subject to constant inspection by the VDE. This guarantees that the lights meet the required safety standards.


Intelligent mood-setters.

Subtle design, impressive effect and the perfect addition to our wall and ceiling panels: MEISTER high-voltage, low-voltage and LED lights can be combined with each other to conjure up customised room and accent lighting by carefully coordinating warm white and bright light.




12 V

This light includes fitted LED bulbs.




The bulbs in the light cannot be replaced.




12 V

This light includes fitted LED bulbs.




The bulbs in the light cannot be replaced.

The **low-voltage LED-panel light type 1** | 0.9 watt and **type 2** | 2.5 watt are specially designed for the design frames (page 39).




12 V

This light includes fitted LED bulbs.




The bulbs in the light cannot be replaced.

Low-voltage LED-downlight-Quadro | 5 watt
90° rotatable for perfect alignment on the panel | set of 2




12 V

This light includes fitted LED bulbs.




The bulbs in the light cannot be replaced.

Low-voltage LED-downlight | 5 watt | 15° pivotable | set of 2




12 V

This light includes fitted LED bulbs.



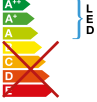
The bulbs in the light cannot be replaced.

Low-voltage LED-Starry Sky-Quadro | 0.5 watt | set of 3




12 V

This light includes fitted LED bulbs.




The bulbs in the light cannot be replaced.

Low-voltage LED-Starry Sky | 0.5 watt | set of 3




12 V

This light includes fitted LED bulbs.




The bulbs in the light cannot be replaced.

Low-voltage LED-downlight-Quadro | 3.7 watt | 15° pivotable | set of 4




12 V

This light includes fitted LED bulbs.




The bulbs in the light cannot be replaced.

Low-voltage LED-downlight | 3.7 watt | 15° pivotable | set of 4



12 V

This light includes fitted LED bulbs.



The bulbs in the light cannot be replaced.

Low-voltage Apollo-Quadro LED-attachment light | 5 watt
350° rotatable and 90° pivotable | scattered light spotlight can be focused




12 V

This light includes fitted LED bulbs.




The bulbs in the light cannot be replaced.

Low-voltage Apollo LED-attachment light | 5 watt
350° rotatable and 90° pivotable | scattered light spotlight can be focused


12 V

This light is suitable for bulbs in energy classes:




This light is sold with an energy class C bulb.

Low-voltage downlight-Quadro | 35 watt
110° rotatable for perfect alignment on the panel | set of 2



12 V

This light is suitable for bulbs in energy classes:




This light is sold with an energy class C bulb.

Low-voltage downlight | 35 watt | 15° pivotable | set of 2



12 V

This light is suitable for bulbs in energy classes:



This light is sold with an energy class C bulb.

Low-voltage downlight-Quadro | 20 watt
15° pivotable and 50° rotatable, set of 3 or 6




12 V

This light is suitable for bulbs in energy classes:




This light is sold with an energy class C bulb.

Low-voltage downlight | 20 watt | 15° pivotable | set of 3 or 6




12 V

This light is suitable for bulbs in energy classes:



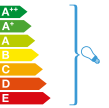
This light is sold with an energy class C bulb.

Low-voltage Starry Sky-Quadro | 10 watt | set of 5



12 V

This light is suitable for bulbs in energy classes:



This light is sold with an energy class C bulb.

Low-voltage Starry Sky | 10 watt | set of 5




230V

This light includes fitted LED bulbs.




The bulbs in the light cannot be replaced.

High-voltage LED-downlight-Quadro | 6 watt
110° rotatable for perfect alignment on the panel | set of 2




230V

This light includes fitted LED bulbs.




The bulbs in the light cannot be replaced.

High-voltage LED-downlight | 6 watt | set of 2




230 V

This light is suitable for bulbs in energy classes:




This light is sold with an energy class D bulb.

High-voltage downlight-Quadro | 40 watt
110° rotatable for perfect alignment on the panel | set of 2




230 V

This light is suitable for bulbs in energy classes:




This light is sold with an energy class D bulb.

High-voltage downlight | 40 watt | 15° pivotable | set of 2




230 V

This light is suitable for bulbs in energy classes:




This light is sold with an energy class B bulb.

High-voltage Apollo-Quadro attachment light | 50 watt



230 V


This light is suitable for bulbs in energy classes:










This light is sold with an energy class B bulb.









High-voltage Apollo attachment light | 50 watt

Beautiful and also intelligent? It is possible!



It could be easy to lose track of the many excellent properties our system, real wood and decor panels have – but you don't have to. We have allocated coloured symbols to our panels, which highlight the most important product properties and make it easier for you to find your way around.

	 Natural thanks to the low-emission Terragen base board	 Authentic thanks to the deep embossing in the Terracell surface	 Colour-fast thanks to the high-quality decorative film or Terracell surface	 Valuable thanks to the exceptional real wood veneers	 3D look thanks to innovative double groove	 Individual thanks to the creative range of accessories	 Easy to fit thanks to the 1-person-show installation technique
SP 400	■	■		■		■	
SP 300			■		■		
SP 150			■		■		
Madera 250				■			
Madera 200				■			
Terra-Senza 300	■	■	■				
Terra-Senza 200	■	■	■			■	
Terra 150	■	■	■				
Bocado 300			■				■
Bocado 250			■				■
Bocado 200			■			■	
Da Capo-Profilstab 150			■				

							
<p>Suitable for humid rooms thanks to the MDF, decorative film material bond</p>	<p>Suitable for humid rooms thanks to the Terragen, Terracell material bond</p>	<p>Heat-resistant up to 110°C (80°C)* for all VDE tested recessed lights</p>	<p>Cutting waste optimised thanks to different panel lengths</p>	<p>Easy to maintain thanks to special UV acrylic varnish sealing</p>	<p>Easy to maintain thanks special Terracell surface</p>	<p>Easy to maintain thanks to special decorative film surfaces</p>	<p>Continuous installation thanks to milled, finished head</p>
<p>■</p> <p>■</p> <p>■</p> <p>■</p> <p>■</p> <p>■</p> <p>■</p> <p>■</p> <p>■</p> <p>■</p>	<p>■</p> <p>■</p> <p>■</p> <p>■</p> <p>■</p> <p>■</p> <p>■</p> <p>■</p> <p>■</p> <p>■</p>	<p>■</p> <p>■</p> <p>■</p> <p>■*</p> <p>■*</p> <p>■</p> <p>■</p> <p>■</p> <p>■</p> <p>■</p> <p>■</p>	<p>■</p> <p>■</p> <p>■</p> <p>■</p> <p>■</p> <p>■</p> <p>■</p> <p>■</p> <p>■</p>	<p>■</p> <p>■</p> <p>■</p> <p>■</p> <p>■</p> <p>■</p> <p>■</p> <p>■</p> <p>■</p>	<p>■</p> <p>■</p> <p>■</p> <p>■</p> <p>■</p> <p>■</p> <p>■</p> <p>■</p> <p>■</p>	<p>■</p> <p>■</p> <p>■</p> <p>■</p> <p>■</p> <p>■</p> <p>■</p> <p>■</p> <p>■</p>	<p>■</p> <p>■</p> <p>■</p> <p>■</p> <p>■</p> <p>■</p> <p>■</p> <p>■</p> <p>■</p>

SP 400

| Groove-Groove panel with integrated quick-installation tongue and attractive visible joint

| 7 Real wood surfaces*

| 11 Terracell surfaces

| 1 Magnetic surfaces

| Real wood veneered or Terracell-covered

| Terragen base board

| Suitable for humid rooms

(Terracell surface only)

| Fixing by quick-installation tongue and countersunk head screws 3.0 × 30mm

| Thickness: 15mm

| Width: 300mm

| Lengths: 840 | 2600mm

(magnetic element: 840mm)

* Veneer fabricated using the Finline method

Lemon structure
4053*



Oak structure, light
4058*



Zebrano structure
4054*




Teak structure 4052*




Walnut structure
4057*




Rosewood structure
4056*



Wenge structure
4055*




Off-white 4014
Decor







White ash 4011
Wood effect



Finline white 4017
Decor



SP 400



SP 300

| Groove-groove panel
| 11 Surfaces
| With milled, finished head

| Covered with decorative or metallic film
| MDF base board E1
| Suitable for humid rooms

| Thickness: 15mm
| 3 widths in a box: 80 | 100 | 120mm
| Length: 840mm

White 4038 | Decor



White pine 4005
Wood effect



Cream grey rustic oak
4082 | Wood effect



Concrete 4045
Imitation



Rustic oak 4083
Wood effect



Oak 4046
Wood effect




Aluminum metallic
4080 | Imitation



Stainless steel
metallic 4079
Imitation



SP 300




SP 150

| Groove-groove panel
| 6 Surfaces
| With milled, finished head

| Covered with decorative film
| MDF base board E1
| Suitable for humid rooms

| Thickness: 15mm
| Width: 150mm
| Length: 840mm

Plain white gloss DF
324 | Decor



Opaque white oak
4069 | Wood effect



White pine 4005
Wood effect



Fineline cream 4071
Decor



Ariva light grey 4076
Decor



Concrete 4045
Imitation



Madera 250

<p> Groove-groove round edge panel with loose, veneered tongues (visible joint or invisible joint possible)</p>	<p> With milled, finished head Side edges covered with surface veneer Chipboard base board</p>	<p> Thickness: 14mm Width: 250mm Lengths: 1250 2050 2600mm</p>
<p> 6 Surfaces with top-quality UV acrylic varnish surface</p>	<p> Symmetric veneer image with max. one centered veneer joint</p>	



Madera 200

| Tongue-and-groove panel with invisible-joint look
| 8 Surfaces with top-quality, matt UV acrylic varnish surface
| With milled, finished head
| Varnished edges

| MDF base board E1
| Selected veneer image with maximum two veneer joints
| Combinable with Bocadino Design square 200, design frame, creative box, and LED panel light

| Thickness: 11mm
| Width: 197mm
| Lengths: 1250 | 2050 | 2600mm

White ash 073
Veneer



Birch 018 | Veneer



Light Canadian maple
049 | Veneer



Light pine stripe 046
Veneer



Beech 019 | Veneer



Light oak stripe 044
Veneer



Natural oak, brushed
052 | Veneer



Walnut stripe 045
Veneer



Terra-Senza 300

| Tongue-and-groove panel with invisible-joint look
 | 12 Surfaces
 | With milled, finished head

| Terracell covered
 | Terragen base board
 | Suitable for humid rooms*
 | "Blue Angel"

| Thickness: 12mm
 | Width: 300mm
 | Lengths: 1280 | 2600mm


* Proven anti-mould effect thanks to the combination of Terracell surface and Terragen base board




Crush white 4065
Decor



Fineline white 4017
Decor




White wave 4061
Decor



Padena white 153
Decor



Silver-grey textile 4064 | Imitation




Plain cream 159
Decor



Cream textile 4063
Imitation



Crush apricot 4066
Decor



Renova apricot 165
Decor



Cappuccino wave 4062 | Decor

Light acacia 4012
Wood effect



Walnut 4013
Wood effect



Terra-Senza 200

- | | | |
|---|---|---|
| Tongue-and-groove panel with invisible-joint look | Suitable for humid rooms* | Thickness: 12mm |
| 12 Surfaces | Combinable with Bocadino Design square 200, design frame, creative box, and LED panel light | Width: 200mm |
| With milled, finished head | "Blue Angel" | Lengths: 1280 2050 2600 3300 4100mm |
| Terracell covered | | |
| Terragen base board | | |

* Proven anti-mould effect thanks to the combination of Terracell surface and Terragen base board




Padena white 153
Decor




Finline white 4017
Decor



Delgado ash 167
Wood effect



Renova white 168
Decor



Renova apricot 165
Decor



Maple woodlook 194
Wood effect



Espo birch 166
Wood effect



Oliva beech 174
Wood effect



Alabaster acacia 158
Wood effect



Ash 4016
Wood effect

Fineline cappuccino
4018 | Decor



Fineline mocha 4019
Decor




Terra 150

| Tongue-and-groove panel with visible join
 | 8 Surfaces
 | Terracell covered

| Terragen base board
 | Suitable for humid rooms*
 | "Blue Angel"

| Thickness: 12mm
 | Width: 150mm
 | Lengths: 2200 | 2600 | 2900 | 3300 | 3700
 4100 | 4450 | 4750 | 5200mm
 | Lengths: 2200 and 2600mm with rabbet joint

* Proven anti-mould effect thanks to the combination of Terracell surface and Terragen base board



Bocado 300

| Tongue-and-groove panel with
3mm shadow joint
| 1-Person-show installation system
| 8 Surfaces
| With milled, finished head

| Covered with decorative film
| MDF base board E1
| Suitable for humid rooms
| Fixing without profile clamps possible using
the MEISTER special screws no. 20

| Thickness: 12mm
| Width: 300mm
| Lengths: 1280 | 2600mm


Whiteline 4074
Decor



White structure 4070
Decor



White cambium 4072
Decor



Opaque white oak
4069 | Wood effect




White vintage oak
4075 | Wood effect



Ariva light grey 4076
Decor



Cream textile 4073
Imitation



Concrete 4045
Imitation



Bocado 250

- | | | |
|---|--|---|
| Tongue-and-groove panel with invisible-joint look | Covered with decorative film | Thickness: 12mm |
| 1-Person-show installation system | MDF base board E1 | Width: 250mm |
| 14 Surfaces | Suitable for humid rooms | Lengths: 1280 2050 2600 3300 4100mm |
| With milled, finished head | Fixing without profile clamps possible using the MEISTER special screws no. 20 | |

	Classic-White DF 387 Wood effect		Fineline white 4029 Decor
	Silver stripe 4021 Decor		Silver spruce 4031 Wood effect
	Oak stripe, white 4025 Wood effect		Fineline cream 4032 Decor
	Light maple 4003 Wood effect		Maple 4028 Wood effect
	Oak 4023 Wood effect		Oak stripe, cappuccino 4027 Wood effect



Bocado 250

Cocobolo 4033
Wood effect



Kaki tree 4034
Wood effect



Acacia 4022
Wood effect













Oak stripe, mocha
4026 | Wood effect



Bocado 200

- | | | |
|---|---|---|
| Tongue-and-groove panel with invisible-joint look | MDF base board E1 | Thickness: 12mm |
| 12 Surfaces | Suitable for humid rooms | Width: 200mm |
| With milled, finished head | Combinable with Bocado Design square 200, design frame, creative box, and LED panel light | Lengths: 1280 2050 2600 3300 4100mm |
| Covered with decorative film | | |

	Plain white gloss DF 324 Decor		Classic white DF 387 Wood effect
	White structure 4070 Decor		Silver ash 330 Wood effect
	Silver stripe 4021 Decor		Opaque white oak 4069 Wood effect
	Trentino maple 328 Wood effect		White linen 4068 Decor
	Fineline cream 4071 Decor		Light maple 4024 Wood effect

Bocado 200

Merano maple 335
Wood effect



Oak 4023
Wood effect




Da Capo-Profilstab 150

| Tongue-and-groove panel with invisible-joint look
 | 12 Surfaces
 | With milled, finished head

| Covered with decorative film
 | MDF base board E1
 | Suitable for humid rooms

| Thickness: 12mm
 | Width: 150mm
 | Length: 1050mm



Da Capo-Profilstab 150

Heartwood beech
323 | Wood effect



Pasadena beech 329
Wood effect





MEISTER

Every day a masterpiece

We have been impressing with innovative products, practical system solutions and attractive designs for more than 80 years. We are constantly developing ourselves, our company and our range. As we know: you expect the best all the time. And that's what we want to give you.

MEISTER is committed to its location.

We think internationally but remain a German company – 640 employees guarantee Made in Germany premium quality day in day out.

MEISTER is a leading innovator.

Intelligent ideas make us the driving force behind the industry – over 200 patents and utility models are impressive evidence of this.

MEISTER accepts responsibility for the environment.

We act sustainably in all areas – careful product selection protects resources and the climate.

MEISTER stands for specialist retail.

We focus on reliable partnerships with specialist retail and specialist trade – our "100% PRO Producer/Dealer/Craftsmen" network guarantees first-class products, professional advice and expert assembly.



© 2015 by MeisterWerke Schulte GmbH
For reasons of printing technology, colours and structures may vary from the reproductions shown here.
We reserve the right to make changes. No responsibility is assumed for errors.

MEISTER – a brand of MeisterWerke Schulte GmbH
Johannes-Schulte-Allee 5 | 59602 Rùthen-Meiste | GERMANY
Phone +49 2952 816-0 | Fax +49 2952 816-66 | www.meister.com