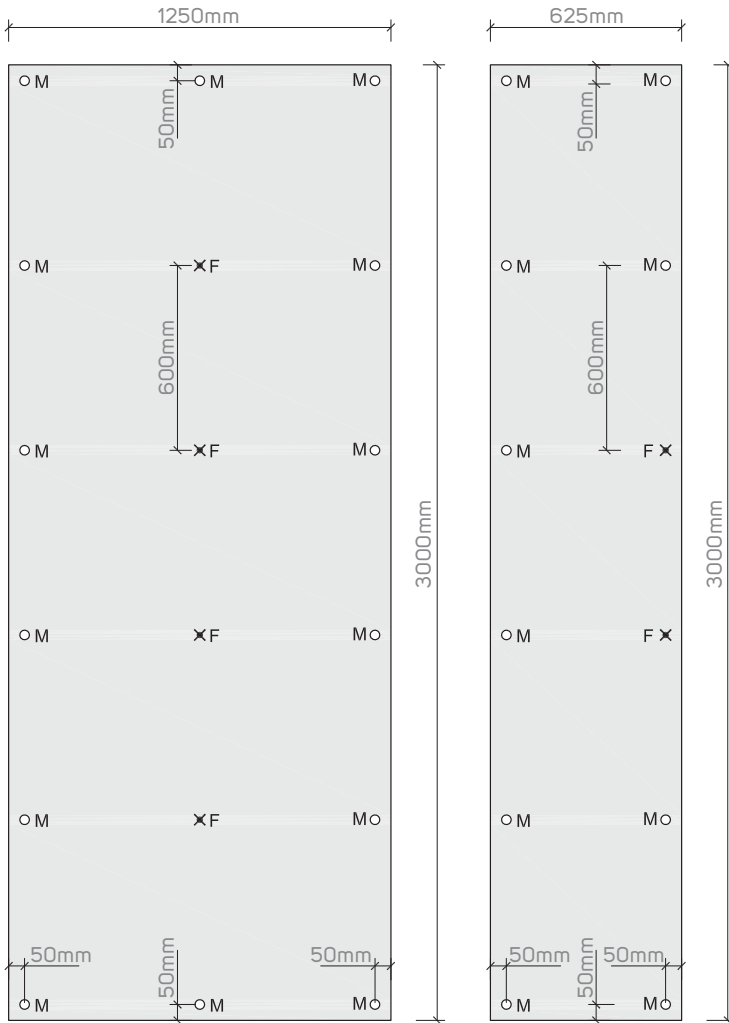


7. Wood structure

The wood beams must be, at least, Class C18 of resistance according to the Standard EN338 and durability corresponding to Class 2 or 3 according to Standard EN335-2.

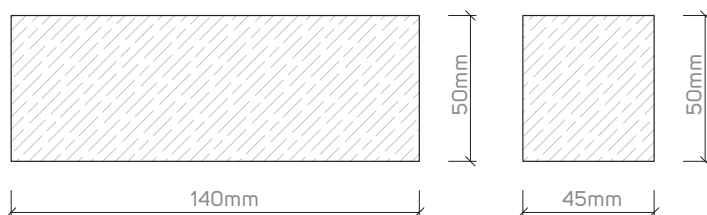
7.1 Board fastening



○ M - Mobile support - \varnothing 10mm ✕ F - Fixed support - \varnothing 5mm

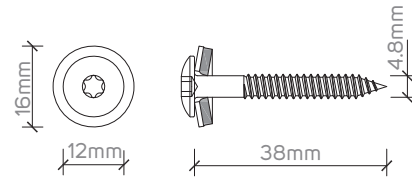
7.3 Profiles

Wood: Class resistance C18 according to Standard EN338.

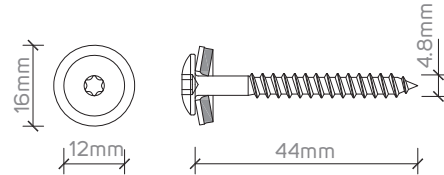


7.2 Screws

EMAD C12-A16-4.8x38 - Viroc 12mm



EMAD C12-A16-4.8x44 - Viroc 12 and 16mm



EMAD C12-A16-4.8x60 - Viroc 16mm

