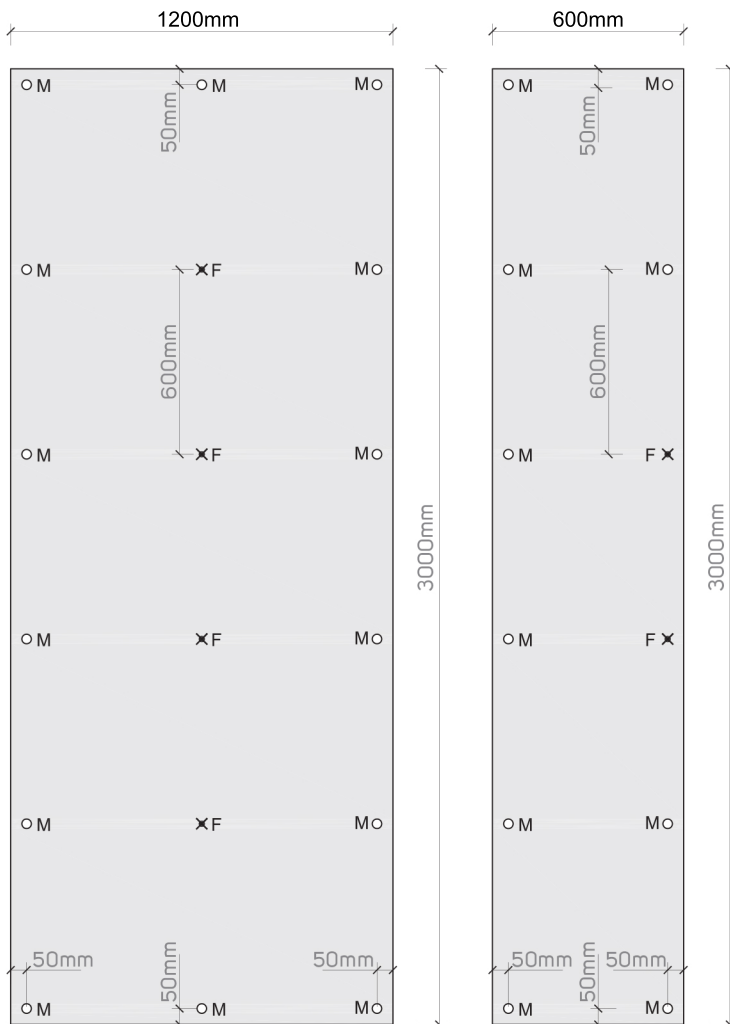


## 7. Wood structure

The wood beams must be, at least, Class C18 of resistance according to the Standard EN338 and durability corresponding to Class 2 or 3 according to Standard EN335-2.

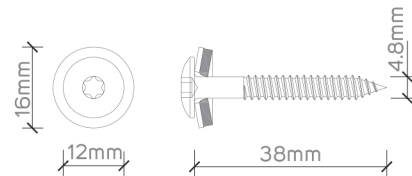
### 7.1 Board fastening



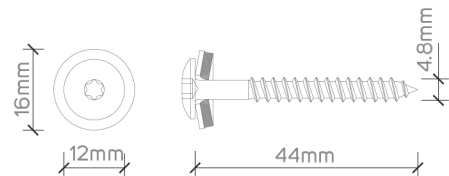
○ M - Mobile support - Ø 10mm    ✕ F - Fixed support - Ø 5mm

### 7.2 Screws

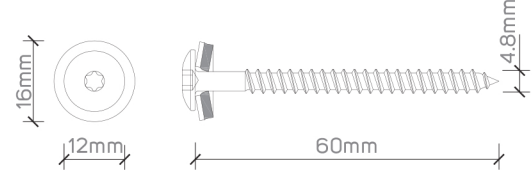
EMAD C12-A16-4.8x38 - Viroc 12mm



EMAD C12-A16-4.8x44 - Viroc 12 and 16mm



EMAD C12-A16-4.8x60 - Viroc 16mm



### 7.3 Profiles

**Wood:** Class resistance C18 according to Standard EN338.

